

SEPTEMBER 2023 STATISTICS



20,814

↑ 7 (20,807)

Total Registered Patients



8,504

↓ 179 (8,683)

Appointments - Total



137

↑ 7 (130)

Newly Registered Patients



273

↓ 3 (276)

Appointments - DNA (DID NOT ATTEND)



130

↑ 4 (126)

Deductions



69.7 hrs

↑ 2hrs
(67.7hrs)

Time Wasted - In DNA's (Hours)



14

(14)

Births Last Month



£8,190

↓ £90 (£8,280)

Cost to NHS for time wasted



17,191

↓ 66
(17,257)

Prescriptions Issued (Not Individual Items)



6,586

↑ 97
(6,489)

Inbound phone calls



721

↑ 59 (662)

New Patient Referrals (Outbound)



2 Mins 45Sec

↑ 1Sec (2Mins 44Sec)

Average Call Length



335

↑ 40 (295)

Fit / Sick Notes (Med3) issued



301Hrs 51Mins

↑ 23Hrs 42Mins
(295Hrs 15Mins)

Total Talk Time (Inbound calls)





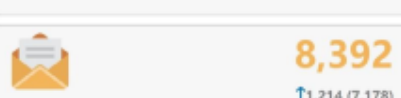
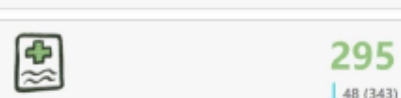








7,752

↓ 640 (8,392)

Letters Processed

AUGUST 2023 STATISTICS



JULY 2023 STATISTICS

